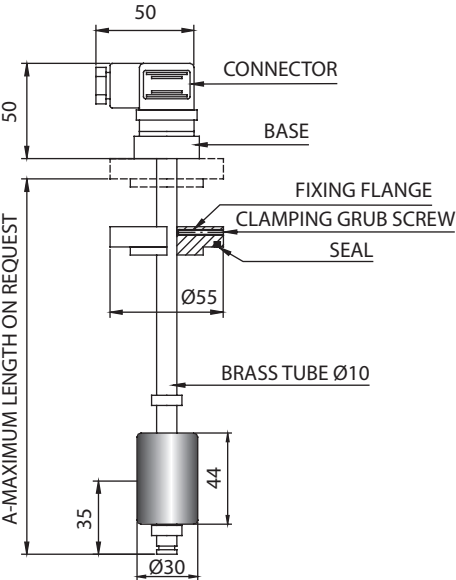


IEG-LV1F  
IEG-LV2F

VARIABLE LENGTH ELECTROMAGNETIC LEVEL INDICATORS  
WITH SINGLE OR EXCHANGE CONTACTS

IEG-LV1M  
IEG-LV2M



USE:

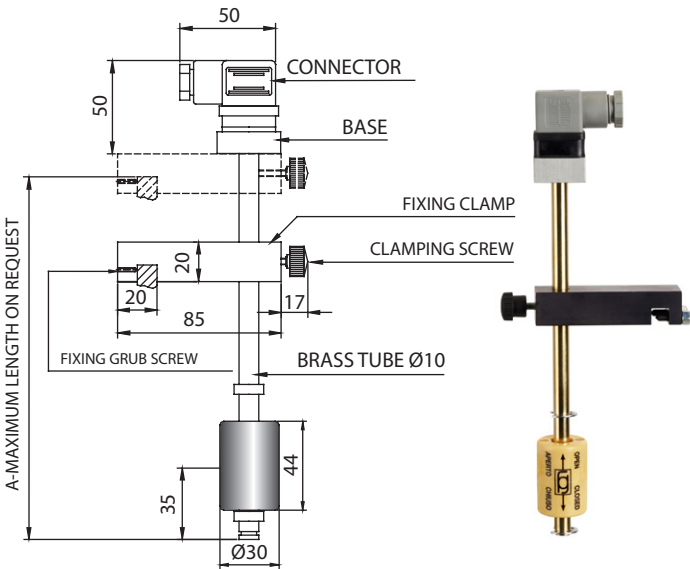
Made to ensure, with maximum safety, the minimum or maximum level of liquids in tanks and hydraulic power packs containing mineral oils with viscosity not higher than 220 cSt; also suitable for gas oil and all other non-corrosive and inflammable liquids.

OPERATION:

When it is necessary to vary the minimum or maximum position, just loosen the connection clamping grub screw and slide the rod on the connection enough for the required variation in opening/closing of the Reed switch incorporated in the tube. In this way it is possible to vary the activation position of a luminous or acoustic signal or disconnect any electrical equipment connected to it.

FITTING:

The indicator must be fitted in the vertical position. The float must be at least 35mm from ferrous surfaces (tank walls, etc.).



IMPORTANT:

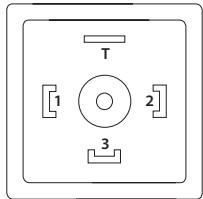
To invert the contact from N.C. to N.O. just remove the bottom stop and turn the float upside down.

POSSIBILITIES:

The useful measurements controllable by the variable length level indicator go from a minimum of 40mm from the connection support surface to a maximum defined by the user. The stainless steel version can also be supplied on request.

CONNECTION:

Connector CE  
EN 175301-803-A  
IP65 PG.9/11



MODEL	PIPE MATERIAL	CONNECTION	ELECTRICAL CONTACTS	ELECTRICAL CHARACTERISTICS					TEMPERATURE		MAX. PRESSURE
				POWER COMMUTABLE IN D.C.	POWER COMMUTABLE IN A.C.	CURRENT STRENGTH IN A.C.	COMMUTABLE VOLTAGE	PROTECTION	RANGE	TEFLON WIRES	
IEG - LV1F	BRASS			80 W	80 V.A.	1,3 A	250 VDC 250 VAC	IP 65	-20 +80 °C	-20 +120 °C	10 Bar
IEG - LV1M				60 W	60 V.A.	1 A	230 VDC 230 VAC				
IEG - LV2F											
IEG - LV2M											